CHRISTMAS COLORING PACK

10 selected pictures | A4 | CleanLine Coloring

Pick a picture, keep the white spaces open, and choose your own colors. Each drawing is on a separate page. These AI-generated illustrations were selected after visual review. This pack is a digital layout; physical printing has not been tested. Use for personal or classroom activities, not resale or commercial repackaging.







PRINTING THE PACK

Select A4 and check the print preview. For Letter paper, use a fit setting and inspect margins. Print selected pages rather than the whole pack if you only want one picture. Begin single-sided. Any printer-specific paper, ink or duplex setting must be checked in your own printer instructions.

Hanging ornament trio



Give each bauble its own pattern while repeating one color across all three.

Door wreath



Follow the ring of leaves, then choose a contrasting bow.

Star-patterned stocking



Use the broad star shapes to build a repeating palette; keep the wooden bench a separate color.

Bells and ribbon



Leave a pale highlight on the bell and use a contrasting ribbon.

Candle table



Color the candle wax and flame separately; this is a drawing, not a candle-making plan.

Gift stack



Invent a different wrapping pattern for each package.

Winter window



Color the broad curtains and the unfilled trees with separate palettes.

Tree and parcels



Keep ornaments distinct from the gifts underneath.

Winter mitten pair



Try matching cuff colors with different patterns on the palms.

Sleigh delivery



Choose wrapping colors before decorating the sleigh rails.