DINOSAUR COLORING PACK

10 selected pictures | A4 | CleanLine Coloring

Pick a picture, keep the white spaces open, and choose your own colors. Each drawing is on a separate page. These AI-generated illustrations were selected after visual review. This pack is a digital layout; physical printing has not been tested. Use for personal or classroom activities, not resale or commercial repackaging.



PRINTING THE PACK

Select A4 and check the print preview. For Letter paper, use a fit setting and inspect margins. Print selected pages rather than the whole pack if you only want one picture. Begin single-sided. Any printer-specific paper, ink or duplex setting must be checked in your own printer instructions.

Small armed dinosaur



Keep the small arms readable when adding body patterns.

Horned dinosaur



Use separate colors on the horns and broad back; the species is imaginary.

Dinosaur and egg



Invent an egg pattern without treating the drawing as a fossil reconstruction.

Dinosaur palm grove



Use large leaf shapes as an imagined habitat.

Dinosaur at pond



Keep the water pale so the feet remain visible.

Baby dinosaur



Invent a shell palette around the small dinosaur.

Three prehistoric shapes



Try three palettes on three different imaginary body shapes.

Dinosaur mountain path



Choose a broad body color and a separate palette for the path and distant mountains.

Dinosaur and flowers



Use invented plants rather than treating the scene as historical evidence.

Dinosaur under the moon



Keep the sky white and use separate palettes for the body patterns and fern leaves.